

RioMultigun and IWI Present:

***RED OKTOBER COLD WAR
2023***



MATCH BOOK

Overall Match Sponsor IWI	3, 32
Premier Sponsor ERGO GRIPS	4
Premier Sponsor SOF DEFENSE	5
Premier Sponsor VORTEX OPTICS	6
Division Sponsor LUTH AR	7
Division Sponsor Vltor	8
Exclusive Stage Sponsors	9
Stage Sponsors	10, 11
Important Information & Match Policies	12-15
Liability Waiver	16
MATCH SQUAD SCHEDULES	17
Staff & R.O. Lunch Sponsor VOODOO TACTICAL	18
Match Water Sponsor GIBBZ ARMS	19
STAGES - Written Stage Briefings	20-28
2023 Sponsors List	29
Range Map, Stage Locations & Parking	31
Match Staff Info	33





*OPTIC NOT INCLUDED

GALIL ACE GEN II RIFLE

The Galil ACE GEN II Rifle in either 5.56 NATO, 5.45x39mm, 7.62x51 NATO, or 7.62x39mm caliber builds upon the fan-favorite Galil ACE and was created based on real feedback from real customers using our gun in the field. Modeled after the legendary AK-47 and Valmet RK 62, the Galil family never stops improving. The new Galil ACE GEN II Rifle is 8lbs 12.6oz, with a shorter safety profile and throw, Free Float MLOK rail forearm, 30 round capacity, and an updated trigger profile. The GEN II also has a barrel length of 16" and an overall length of 36" with the brace collapsed.

IWI.US



MADE IN THE USA 
GUARANTEED FOR LIFE

RIO
MULTIGUN



SOF DEFENSE



NEW

RAZOR[®] HD

GEN III

1-10X24 FFP

AVAILABLE
NOW!



**UNLIMITED.
UNCONDITIONAL.
LIFETIME WARRANTY.**

We will repair or replace the product.
Absolutely free — no matter the cause.

**EXPERIENCE THE ULTIMATE COMBINATION
OF SPEED AND VERSATILITY.**

1-10x power. From close-quarters engagements to down-range target identification, hit harder and go farther with class-leading optical features.

First focal plane versatility. A true daylight bright, illuminated reticle for red-dot-like speed on the low end and accurate holdovers through the entire magnification range keep you locked on target.

Nobody ever said you had to fight fair.

5 New Uppers

16" Lo-Drag Classic Bull Barrel with Lo-Drag Palm Handguard™



16" Lo-Drag Classic Bull Barrel with A2 Handguard

11.5" Government Profile



14.5" M4 SOCOM Profile



14.5" M4 Government Profile

Shop Now



Made in U.S.A.

MBA

MODULAR BUTTSTOCK ASSEMBLY

MBA-1 Rifle



MBA-2 Rifle



MBA-3 Carbine



MBA-4 Carbine



MBA-5 Carbine



Shop Now



Made in U.S.A.

.308 Complete Upper

24" Fluted Bull Barrel

Includes:

- .308 A3 Upper Receiver
- Bolt Carrier & Bolt
- Charging Handle
- .308 Widebody Hand Guard™
- 24" Fluted Bull Barrel
- Flash Hider

Shop Now !



Made in U.S.A.

New !!





DIVISION SPONSOR

VLTOR
WEAPON SYSTEMS

**PROUD SPONSOR of
2023 ROCW**

RIO
MULTIGUN

VLTOR.COM



EXCLUSIVE STAGE SPONSORS





**IRON CITY
RIFLE WORKS**







IMPORTANT INFORMATION & MATCH POLICIES

Rules

This match is governed by the current version of IMA Competition Rules – a copy can be found at <https://internationalmultigun.com>. Please be advised that these rules differ in several ways from those of USPSA. To avoid any unfortunate misunderstandings, take the time to [download a copy](#) and review it before you arrive. If you have any questions, please ask an Event Official.

First Aid and Competitor Services

The First Aid station will be located in the Registration Building, which will also serve as an information center and handle any lost and found items. AED devices are located throughout the range facility.

Personal Protective Equipment & Hazard Areas

Competitors and spectators are required to wear eye protection at all times and ear protection as appropriate. Climbing on the hillsides or berms is prohibited. Children must be supervised at all times. Please do not cross any hazard lines (denoted by caution tape or rope).

Morning Access, Match Sign-In

Competitors will be allowed to enter the range via the North Gate after 6:15am, and via the South (Main) Gate after 6:30am each match day. Competitors should not enter before 6:15am (unless RVing on-site).

All competitors are required to sign-in at their first stage on their first day. In exchange for your signed waiver, you will receive your competitor badge (which must be presented to Event Officials upon request).

Public Range Access

Registered competitors have free access to the Public Range during match days to check zero, function fire etc. Specific shooting lanes may be assigned by the Public Range officials - please follow their directions.

Walk-Through Policy

Per rule 1.9, registered competitors may inspect the courses of fire provided the stages in question are not occupied by a squad or being worked on by Event Officials. Inspection should be conducted from the shooting areas only. Props and targets may not be activated, reset or otherwise interfered with.

Event Schedule

The squad schedules are shown on page 17. Please be at your assigned stage before the appointed time. The stage briefings will begin promptly, followed immediately by the 5-minute walk-through period. Competitors who arrive late within their allotted time window may still shoot but may not receive a formal briefing/walk-through and this will not be grounds for a reshoot.

Lunch

Squads will break for lunch according to the published schedule.

There will be no on-site food vendors this year so please plan accordingly.



IMPORTANT INFORMATION & MATCH POLICIES

Firearm Handling & Chamber Flags

Rio Salado Sportsman's Club has a cold range policy, meaning that firearms must remain unloaded at all times except under the direction of an Event Official or Range Officer. Firearm handling may only be conducted in designated locations (see rule 2.3). When transferring a long gun to/from a gun cart, please be mindful of muzzle direction to avoid falling afoul of rule 2.4.6.

Open Bolt Indicators ("chamber flags") are required. During the Make Ready sequence, the competitor should give their chamber flag to an Event Official – the Official will re-insert or hand back the chamber flag during the Unload & Show Clear sequence.

Written Stage Briefings

The courses of fire may differ from those shown in this book; the versions posted at the stages take precedence. All vision barriers and walls are classified as hard cover and are presumed to extend down to the ground and up to the height as built unless otherwise stated in the Written Stage Briefing. Open fault lines are deemed to extend infinitely. No-Shoot targets and barriers are not always shown. Please inspect each stage carefully and ask Officials for any clarifications before you shoot.

Sight Pictures

Per rule 1.10, competitors may take a brief sight picture during the Make Ready procedure. Sight pictures must be taken offhand at the start location; competitors may not assume other positions or rest on props while taking a sight picture.

Event Officials

Officials are here to ensure a safe and equitable competitive environment. Please follow their instructions and heed any warnings they may give. If they feel that your gun handling has become unsafe, they will take immediate corrective action even if no prior warning has been given.

Unsafe Firearms or Ammunition

You are responsible for using safe ammunition in a safe gun. Any firearm or ammo deemed by the Range Master to be unsafe must be withdrawn from the match until corrected to the Range Master's satisfaction. Unsafe ammunition may also be subject to rule 2.4.3. Firearm changes must be approved by the Range Master beforehand.

Automatic Fire

Firearms capable of automatic- and/or burst-fire may be used in that mode provided it is done in a safe and considerate manner. Binary fire is prohibited.

Time Limits

All stages are timed from the audible start signal to the last shot fired and are subject to a 120 second time limit ("par time").

Target Review

On some stages, Event Officials may begin scoring targets during the course of fire. If you want to have your targets checked by your delegate, please arrange for that to happen. A scored target that is subsequently pasted before the competitor can see it personally will not be grounds for a reshoot.

Lost Brass

Fired cartridge cases are the property of the event officials assigned to that stage. Please leave all brass where it falls. This policy applies for the duration of the event, from the start of the Staff Match through the end of tear-down on Sunday.

Arbitration

The arbitration process is governed by rule 1.13. To have a matter arbitrated, ask the stage CRO for an arbitration form, complete the arbitration form and submit it with your fee (\$100 cash) to the Range Master within one hour of the incident in question.

Taping & Resetting Targets

Competitors are required to help tape targets and reset the stage. Please do not reset targets until they have been scored. If in doubt, wait and ask an Official.

Steel Target Paint Refresh Policy

Steel targets will be painted blue and refreshed twice per day (lunchtime and overnight).

Scoring

The primary score recording device will be the electronic tablet on each stage, with competitor's scores being emailed upon approval via PractiScore.

Once final scores are posted, competitors will have 30 minutes to protest any apparent errors. After the protest period has expired, all published scores will be deemed final.

Prize Awards, Demo & Vendor Areas

Prizes will be awarded to all competitors by random draw as their squads rotate through Stage 7, the demo area. Competitors must present themselves in person with their badge at their scheduled squad time. Prize bags will be prepared in advance and tagged with a number. Each competitor will pick a number at random and immediately receive their prize bag. Some competitors will win FFL items, either a certificate to be redeemed later or a firearm in storage at the match FFL. The match FFL is Accuracy Speaks, located on premises. Processing fees apply (cash only please). Please arrange FFL transfers at times that will not conflict with your shooting schedule. Items not claimed within 90 days will be forfeited.

All exhibiting and sales must take place in designated Vendor Areas. Only authorized sponsors and exhibitors are permitted to trade in these areas. Any unauthorized persons found trading will be asked to leave the range.

Speed Limits, Parking Restrictions, RVs

In the interest of safety and to minimize dust, please drive responsibly and heed all speed limit signs. The site speed limits are 15mph on tarmac and 10mph on dirt. Drivers found speeding may be subject to the provisions of rule 1.6.

The "Restricted Parking" zones (indicated on the range map on page 30, and with signs) are off-limit to all motorized vehicles except those displaying a parking pass issued by the Range Master (usually for staff, vendors and disabled competitors only).



IMPORTANT INFORMATION & MATCH POLICIES

If you think you qualify for a parking pass, you can request one at the Registration Building.

Unauthorized vehicles found in the Restricted Parking areas will incur a +5-second procedural penalty for each passenger at whichever stage is closest to the location of the offense. Repeat offenders and non-competitors may be subject to the provisions of rule 1.6.

Competitors may park their RVs on the High-Power range just in front of the 500M awning. Upon arrival, RV owners should go to the range office and sign-in. Please pick a location that does not interfere with traffic flow, and bear in mind that RVs are tolerated by our host range as a courtesy - please respect any requests you might receive from range officials. Lastly, please be aware that the range gate closes automatically after 5pm - gate keys are available from the range office.

Alcoholic Beverages, Smoking

Alcoholic beverages are prohibited on Rio Salado Sportsman's Club property. At the time of writing, smoking is limited to inside vehicles only.

Climatic Conditions

It is the end of the AZ monsoon season. Be prepared for high heat (potentially over 100°F), elevated humidity, strong sun and even rain showers. Wear a hat and apply sunscreen. Most importantly, stay hydrated – water will be provided on all stages. Please put recyclable drink containers in the blue recycle receptacles, all other trash in the red trash receptacles.

Wildlife

Rio Salado Sportsman's Club is subject to AZ Game & Fish Department rules. Wildlife is not to be shot at or otherwise interfered with. This includes snakes.

If you encounter a snake, stay a safe distance away and notify a range official to have it humanely relocated.

Photography, Videography & Drone Policy

Recording of photographic and/or video imagery by competitors and spectators for personal use is permitted. Recording for commercial use must be approved in advance by the Match Director. Persons recording all such imagery (except the current shooter) must remain behind the rear-most fault line of the stage while it is being shot. The use of drones must be approved in advance by the Match Director.

In the event of a first-party arbitration, unedited imagery may be submitted as evidence for consideration subject to the provisions of rule 1.13.

Trophy Awards

Division trophies will be awarded according to division participation. A category trophy will be awarded for each category with more than one competitor; the winner will be determined first based on their percentage score within their division, then (in the case of ties) by stage percentage for their worst stage.

The award ceremony will be held as soon as possible after the protest period has ended, at which time, a number of additional high-value prizes will be distributed by random draw from amongst all finishing competitors - must be present in person to win.

Questions?

If you have any questions or concerns before you arrive at the match, or if you want to share your feedback with us after the match, please feel free to email info@riomultigun.com.



2023 RIO SALADO LIABILITY WAIVER

RIO SALADO SPORTSMAN'S CLUB RELEASE AND ASSUMPTION OF RISK

In consideration for being allowed to participate in the 2023 Rio Salado Red Oktober Match ("Red Oktober") held at Rio Salado Sportsman's Club ("RSSC"), _____ ("Competitor") hereby agrees to each of the following terms and conditions of this Agreement, and has initialed each paragraph below as having been read and understood by him/her:

1. I am aware of and understand and agree to follow the Four Firearm Safety Rules (*Treat all firearms as if they are loaded; never point a firearm at anything you are not willing to destroy; keep your finger off of the trigger and out of the trigger guard until you are on target and ready to fire; always identify your target as well as what is beyond and around it*) at all times. I understand that I am also responsible for reviewing and following any/all additional Range Rules, policies and directions of the Match Director.

Initials: _____

2. I am familiar with and understand the operation of each and every firearm which I will use at Rio Salado Sportsman's Club. The word "operation" includes safe handling, loading, unloading and firing of the firearm(s) as well as the appropriate safety mechanisms and operating features of each firearm.

Initials: _____

3. I understand that Rio Salado Sportsman's Club highly recommends the use of newly manufactured commercial ammunition at all times. I accept full and complete responsibility for the inherent risks resulting from my and/or anyone else's use of reloaded ammunition. I also agree to thoroughly check to be sure I am using the correct ammunition at all times before firing. I understand that no ferrous projectiles are allowed in this match.

Initials: _____

4. I acknowledge and fully understand that I and all others engaged in shooting firearms, particularly in large, competitive shooting matches, are accepting substantial inherent risks of serious personal injury or death.

Initials: _____

5. I recognize that I may be expelled from the Match for violation of the Safety/Range Rules or for behavior deemed unsafe by the Match Director. Decisions regarding expulsion are final.

Initials: _____

6. On behalf of myself, my heirs, executors, administrators and assigns, I hereby assume all risk of personal injury/death and accept personal responsibility for any and all damages that may occur as a result of any such personal injury/death as a result of my participation in the Red Oktober Match.

Initials: _____

7. On behalf of myself, my heirs, executors, administrators and assigns, I hereby waive, release and discharge RSSC and Red Oktober, their affiliates, officers, directors, owners (members), managers, employees, agents, successors and/or assigns ("Released Parties") from any and all claims, demands, actions or lawsuits seeking damages on account of any personal injury, disability or death occurring to myself or anyone else, caused in whole or in part or alleged to have been so caused by the negligence/recklessness/intent of any of the Released Parties.

Initials: _____

8. I agree that this Release and Assumption of Risk shall be interpreted according to Arizona law and that any dispute hereunder shall be resolved pursuant to Arizona law in the appropriate Arizona Court.

Initials: _____

9. I understand that photo/video images of me participating in the Match may be taken and may be used by the Match for commercial/promotional/informational purposes, and I hereby agree and consent to allow such use.

Initials: _____

I hereby state that I, the actual signer of this Agreement, am an adult over the age of 21 years (and that, if applicable, I am the legal guardian/parent of the minor competitor whose name is set forth below), that I have read and initialed each of the above terms and conditions, that I understand everything set forth above and that I have, by signing below, knowingly and voluntarily given up substantial legal rights (of my own and/or of my minor ward).

Signature of Competitor/Guardian: _____ Printed Name: _____

Competitor's address: _____ Name of Minor Competitor: _____

_____ Date: _____

_____ Emergency Contact/Phone: _____



Stage/Squad Assignments									
Start Time	1	2	3	4	5	6	Demo	8	9
6:50 AM	1	2	3	4	5	6		8	9
7:45 AM	9	1	2	3	4	5		6	8
8:40 AM	8	9	1	2	3	4		5	6
9:35 AM	6	8	9	1	2	3		4	5
10:30 AM	5	6	8	9	1	2		3	4
11:25 AM	Staff Lunch								
11:55 AM	4	5	6	8	9	1		2	3
12:50 PM	3	4	5	6	8	9		1	2
1:45 PM	2	3	4	5	6	8		9	1
2:40 PM	End of Shooting Day								

Friday 29 Sept 2023

Stage/Squad Assignments									
Start Time	1	2	3	4	5	6	Demo	8	9
6:50 AM	11	12	13	14	15	16	17	18	19
7:45 AM	19	11	12	13	14	15	16	17	18
8:40 AM	18	19	11	12	13	14	15	16	17
9:35 AM	17	18	19	11	12	13	14	15	16
10:30 AM	16	17	18	19	11	12	13	14	15
11:25 AM	Staff Lunch								
11:55 AM	15	16	17	18	19	11	12	13	14
12:50 PM	14	15	16	17	18	19	11	12	13
1:45 PM	13	14	15	16	17	18	19	11	12
2:40 PM	12	13	14	15	16	17	18	19	11

Saturday 30 Sept 2023

Stage/Squad Assignments									
Start Time	1	2	3	4	5	6	Demo	8	9
6:50 AM	21	22	23	24	25	26	27	28	29
7:45 AM	29	21	22	23	24	25	26	27	28
8:40 AM	28	29	21	22	23	24	25	26	27
9:35 AM	27	28	29	21	22	23	24	25	26
10:30 AM	26	27	28	29	21	22	23	24	25
11:25 AM	Staff Lunch								
11:55 AM	25	26	27	28	29	21	22	23	24
12:50 PM	24	25	26	27	28	29	21	22	23
1:45 PM	23	24	25	26	27	28	29	21	22
2:40 PM	22	23	24	25	26	27	28	29	21

Sunday 1 Oct 2023



R.O. LUNCH SPONSOR

YOUR MISSION. OUR COMMITMENT.



RIØ
MULTIGUN



Do NOT Miss 2024 SMM3G

SUPERSTITION MOUNTAIN MYSTERY 3-GUN

- March 15-17, 2024
- Registration Opens mid October via Practiscore
- Staff Match March 13 & 14
- Held in Sunny Arizona
- Details at [Riomultigun.com/smm3g](https://riomultigun.com/smm3g)

THE "DO-NOT-MISS" MULTIGUN MATCH

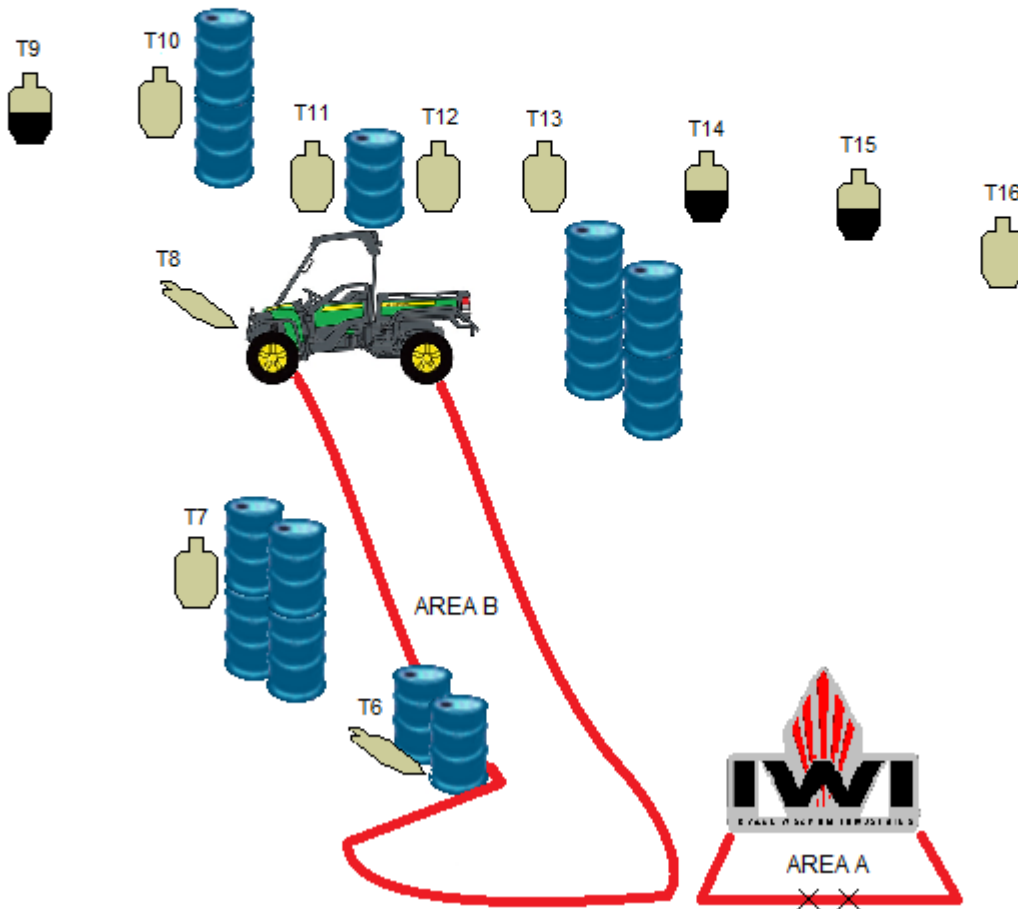
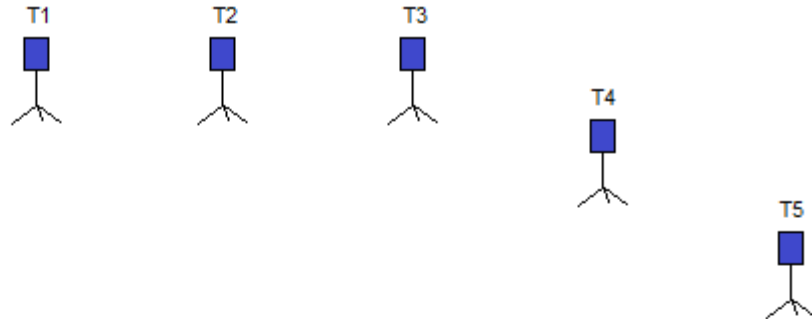


SMM3G
RIOMULTIGUN.COM

Stage 1: Long Tan



<p>TARGETS</p> <p>11 USPSA, 5 REACTIVE STEEL</p>	<p>LIKELY MINIMUM AMMO COUNT</p> <p>32 ROUNDS</p>
<p>START POSITION</p> <p>Standing in Area A, heels touching X-marks. Rifle loaded/safe/stock touching belt.</p>	
<p>STAGE PROCEDURE</p> <p>On signal, engage T1-T5 from Area A, then engage T1-T16 from Area B.</p> <p>RO will call hits on T1-5 only. Must keep muzzle pointing downrange between the RED safety barrels during the course of fire.</p> <p>Maximum time: 120 seconds.</p>	



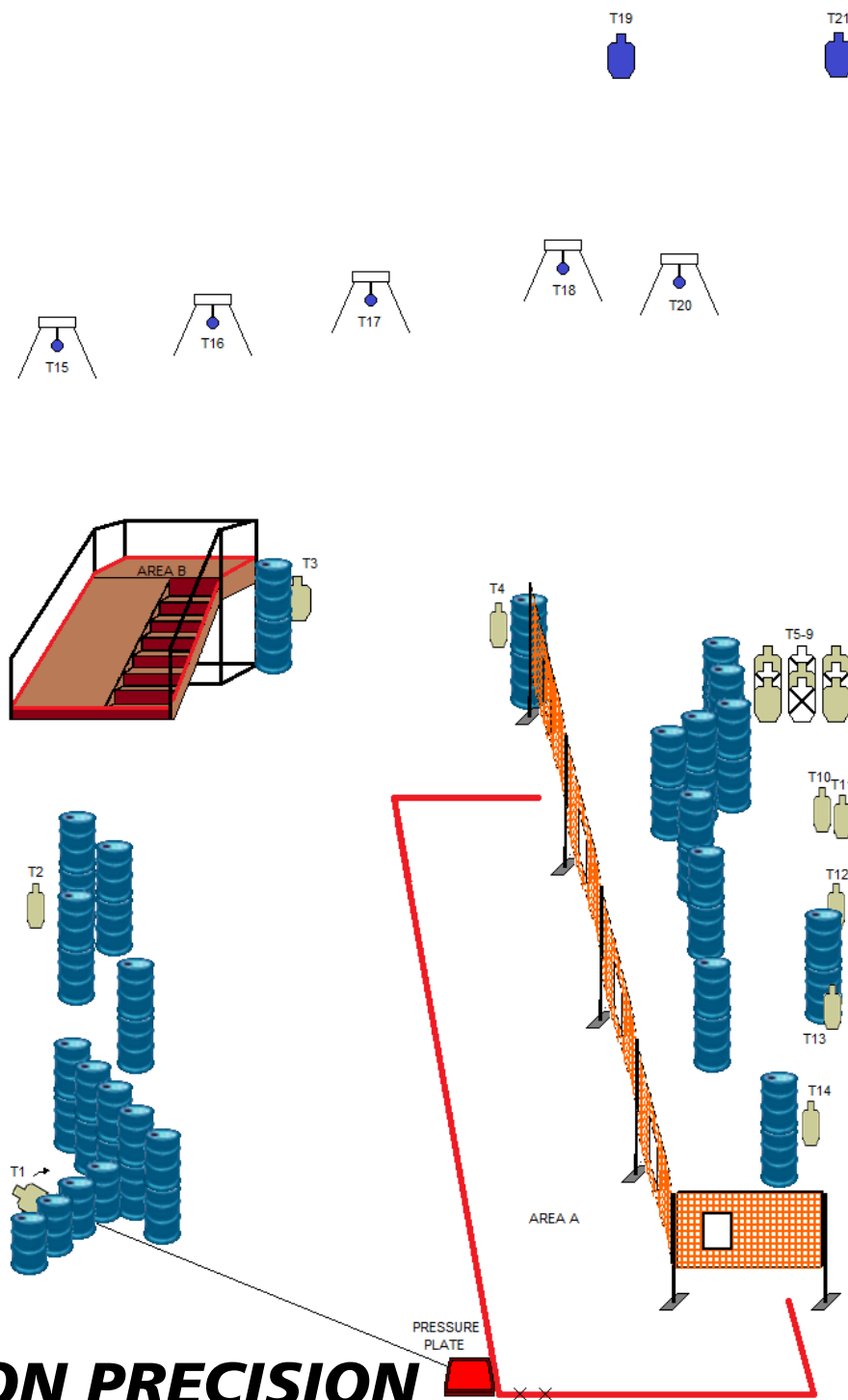
IWI
OVERALL MATCH SPONSOR



Stage 2: Reforger



TARGETS 14 USPSA, 7 REACTIVE STEEL	LIKELY MINIMUM AMMO COUNT 35 ROUNDS
START POSITION	
Standing in Area A, heels touching X-marks, kitbag held by handle in left hand. Rifle UNloaded (i.e. magazine removed, bolt forward, hammer down) and held at Sling Arms (i.e. slung muzzle-up on the back of the right shoulder, right hand grasping sling at chest height as shown). Same start position for right- and left-handed competitors. Loaner slings available.	
STAGE PROCEDURE	
On signal, drop the kitbag on the pressure plate, then engage T1-T14 from Area A, then engage T15-T21 from Area B.	
Dropping the bag on the pressure plate activates moving target T1. The 180, sweeping and dropped gun prohibitions will not apply until the first magazine is inserted into the rifle. RO will call hits on T15-T21 only. Maximum time: 120 seconds.	



SLING ARMS

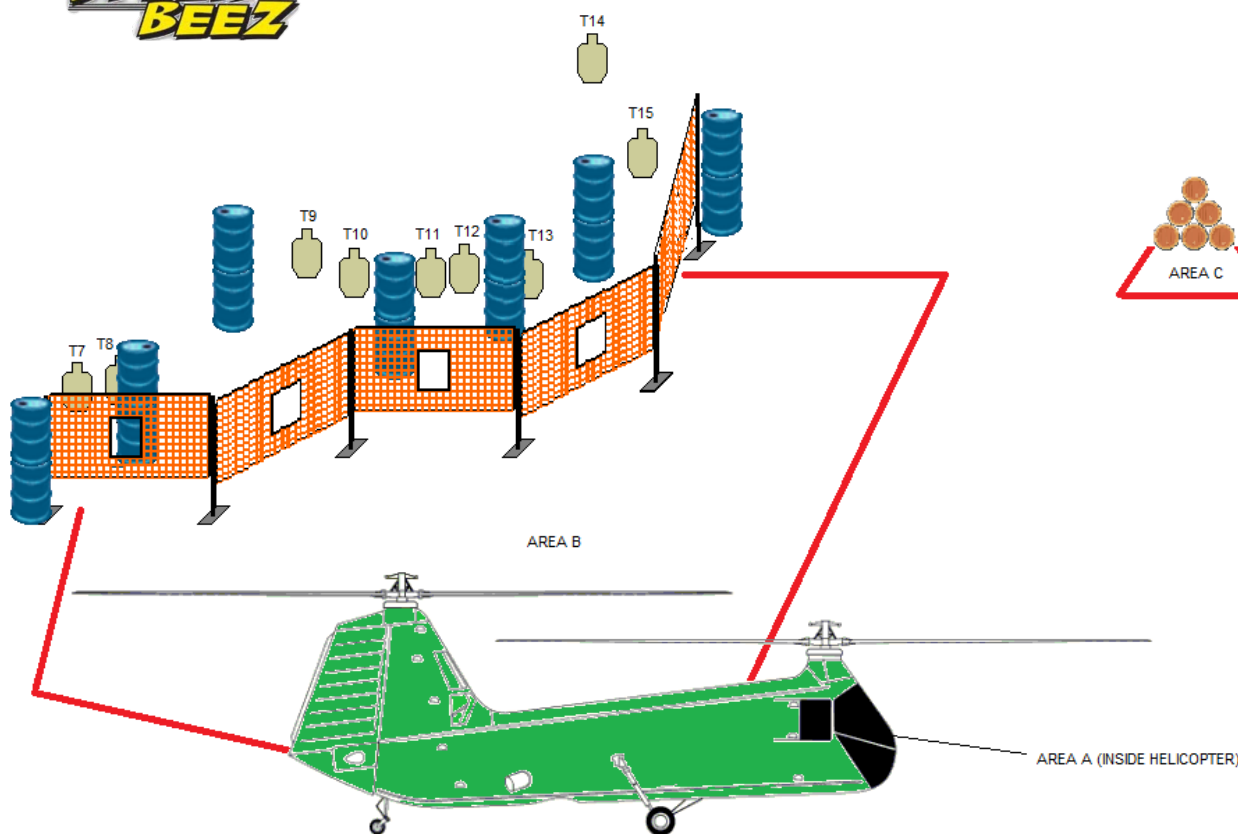
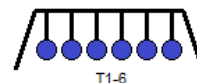
DILLON PRECISION  **EXCLUSIVE STAGE SPONSOR**

RIO
MULTIGUN

Stage 3: HUP Retriever



TARGETS	LIKELY MINIMUM AMMO COUNT
12 USPSA, 6 REACTIVE STEEL	36 ROUNDS
START POSITION	
In Area A (helicopter). Rifle loaded/safe/muzzle touching X-mark.	
STAGE PROCEDURE	
On signal, engage T1-T6 from Area A, then engage T7-T18 from Area B, then engage T1-T6 from Area C.	
The entryway at the front of the helicopter is for access only and may not be used during the course of fire. RO will call hits on T1-T6 only. Maximum time: 120 seconds.	



STAGE SPONSORS

American Defense MFG

Magpul

SpeedBeez



Stage 4: Cuban Missile Crisis



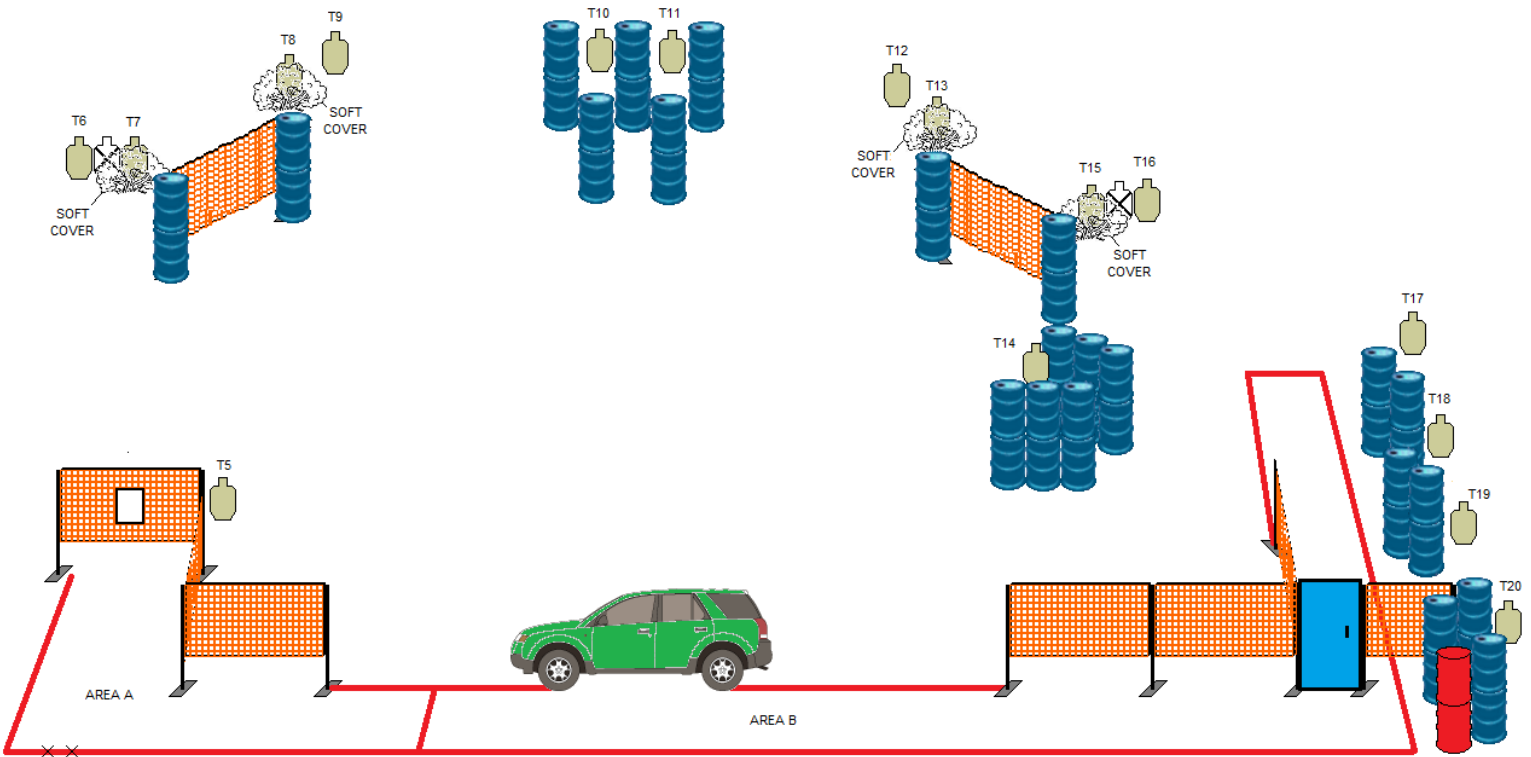
TARGETS 16 USPSA, 4 REACTIVE STEEL	LIKELY MINIMUM AMMO COUNT 40 ROUNDS
START POSITION Standing in Area A, heels touching X-marks. Rifle loaded/safe/stock touching belt. Door secured in the closed position.	
STAGE PROCEDURE On signal, engage T1-T4 from Area A, and engage T1-T4 from Area B, and engage T5-T20 from Area A and/or Area B. RO will call hits on T1-T4 only. Projectiles passing through soft cover and going on to hit scoring targets will count for score or penalty as though the soft cover was not present. Must keep muzzle pointing downrange of the RED safety barrel during the course of fire. Maximum time: 120 seconds.	



Crimson CTC Trace®



**IRON CITY
RIFLE WORKS**



STAGE SPONSORS

Crimson Trace

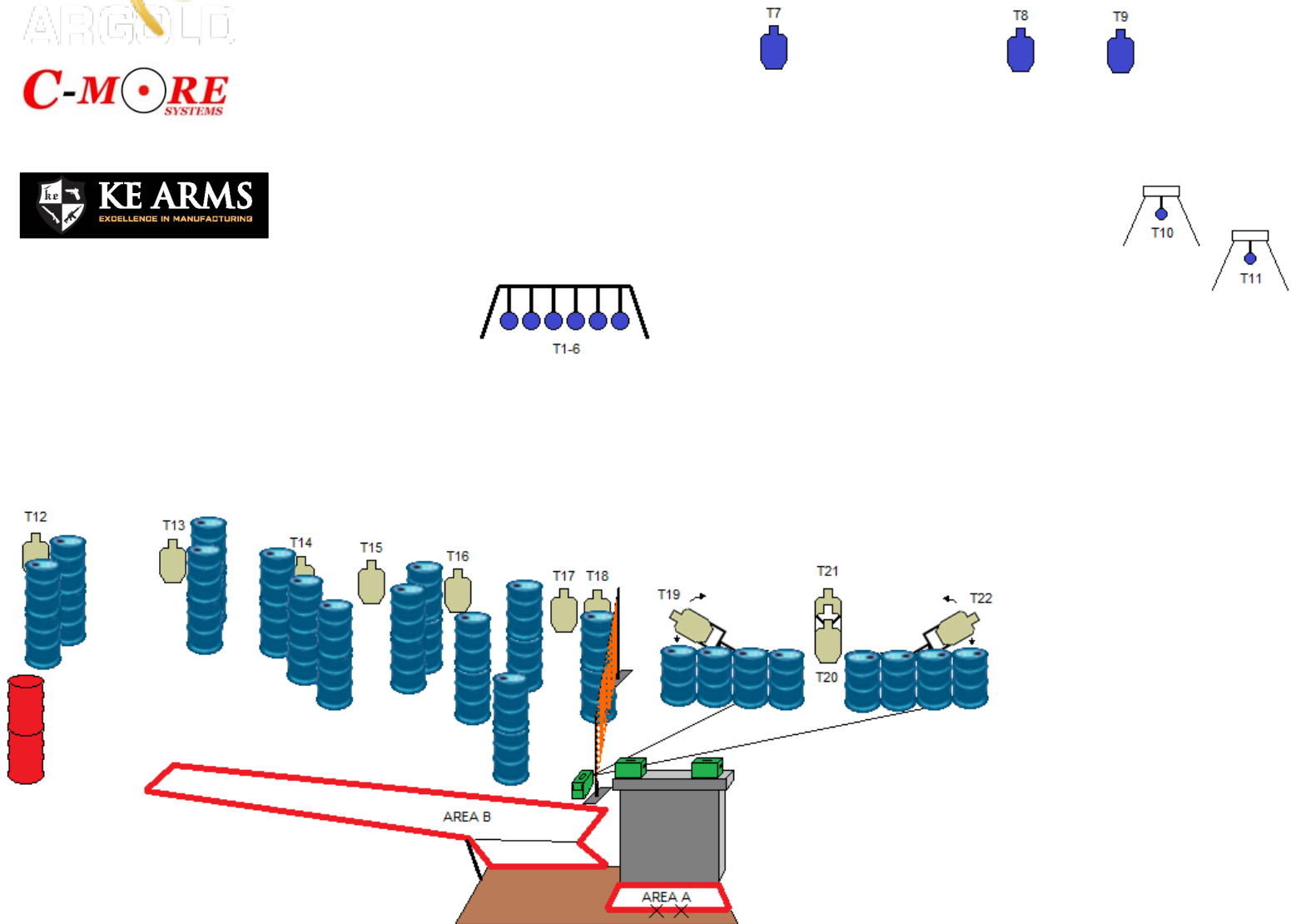
Iron City Rifle Works

MMP Guns

Stage 5: STANAG 4383



TARGETS		LIKELY MINIMUM AMMO COUNT
11 USPSA, 11 REACTIVE STEEL		33 ROUNDS
START POSITION		
Standing behind Area A, toes touching X-marks. Rifle loaded/safe/stock touching belt. Ammo cans in designated locations, handles flat.		
STAGE PROCEDURE		
On signal, engage T1-T11 from Area A, then engage T12-T22 from Area B.		
RO will call hits on T1-T11 only. Area A ammo cans may be moved after the start signal. The Area B ammo can must be lifted by hand to activate moving targets T19 & T22. Must keep muzzle pointing downrange of the RED safety barrel during the course of fire. Maximum time: 120 seconds.		



STAGE SPONSORS

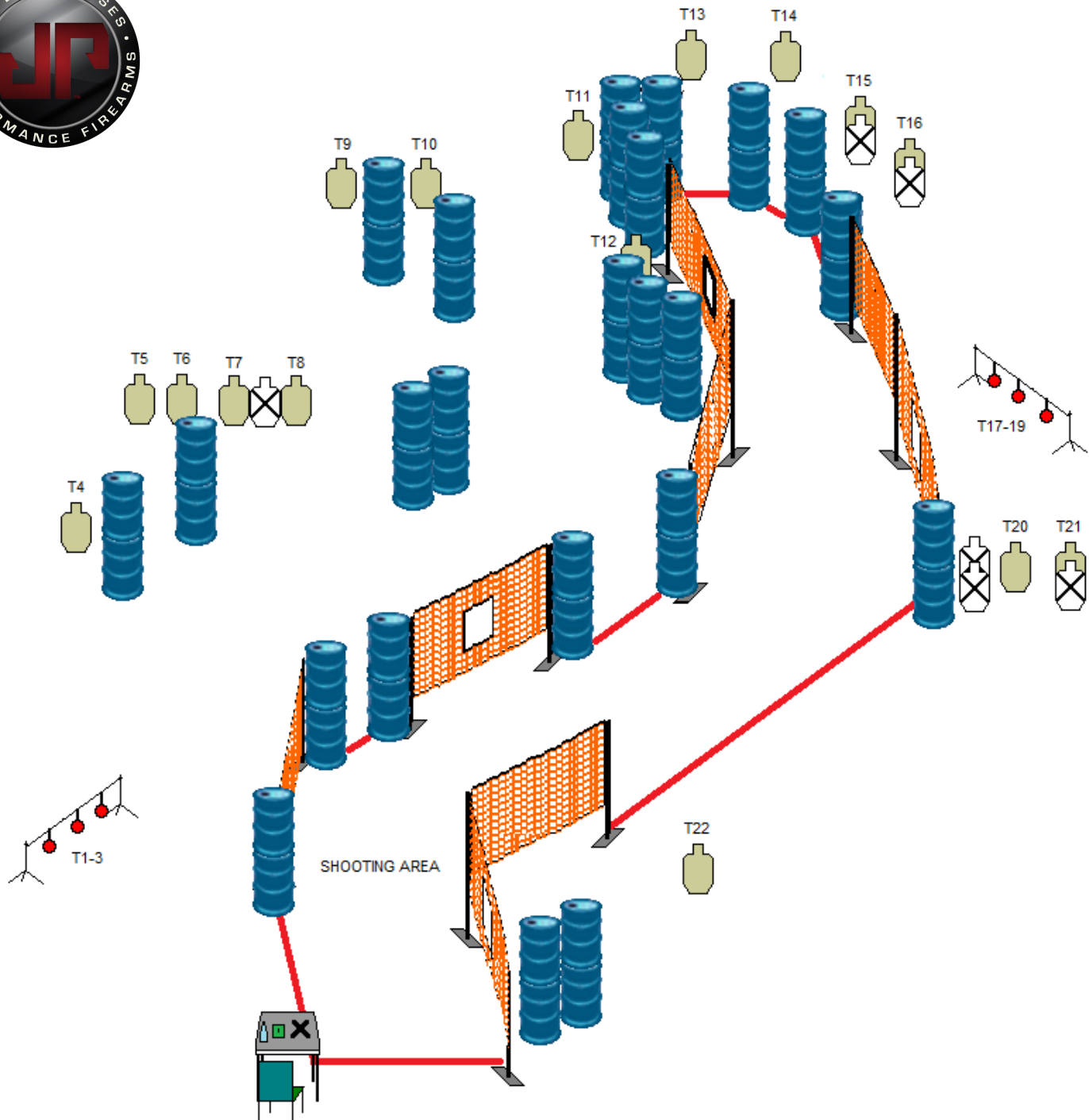
American Trigger Corp/PACT
C-More
KE Arms



Stage 6: Able Archer 83



TARGETS	LIKELY MINIMUM AMMO COUNT
16 USPSA, 6 FRANGIBLE	38 ROUNDS
START POSITION Sitting squarely in the chair, back against chair back, left hand grasping vodka bottle, right hand grasping missile key. Rifle with empty chamber/bolt closed/hammer down/loaded magazine inserted/lying flat on the table with trigger centered on X-mark.	
STAGE PROCEDURE On signal, engage T1-T22 from the Shooting Area. Maximum time: 120 seconds.	



JP RIFLES
EXCLUSIVE STAGE SPONSOR



Stage 7: Prize & Sponsor Demo Area



WELCOME TO THE PRIZE & SPONSOR DEMO AREA

RELAX – this is your chance to rest, rehydrate and re-energize. Take a moment in the shade to settle your mind for the rest of the match. While you are here, be sure to collect your random draw prize bag (must be present). Many competitors will win an FFL item; firearms can be collected (after completing the customary Form 4473) from the match FFL, Accuracy Speaks.

Our generous match sponsors are here for you too. They will be happy to discuss their firearm and accessory products, and to give you an opportunity for some trigger time. Enjoy!

Vendors Displaying Product at Stage 7

[ADM Manufacturing](#)

[Luth AR](#)

[MMP Guns](#)

[SOF Defense](#)

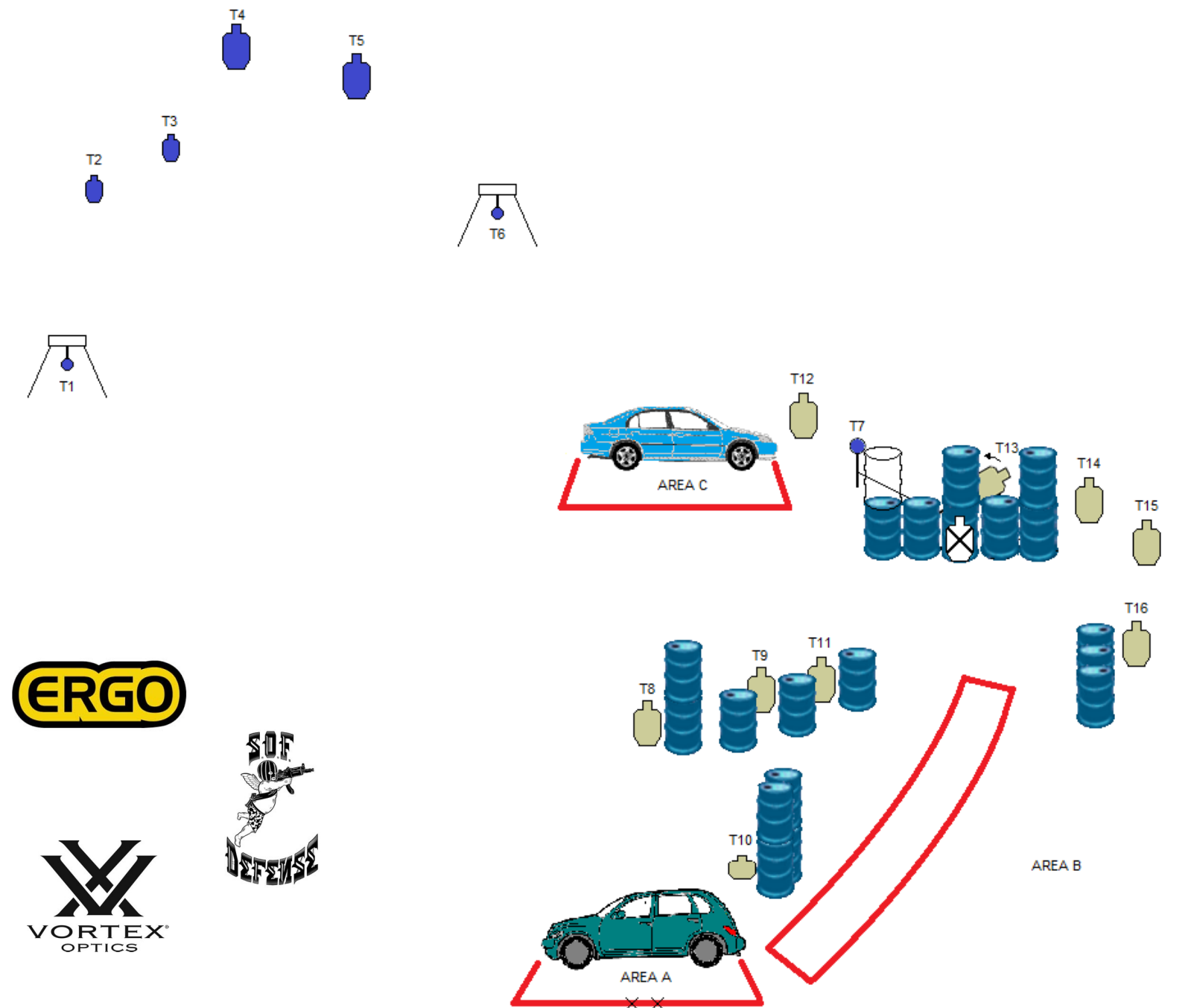
[Voodoo Tactical](#)

[Vltor](#)

Stage 8: May 35th



TARGETS	LIKELY MINIMUM AMMO COUNT
9 USPSA, 6 REACTIVE STEEL, 1 FALLING STEEL	31 ROUNDS
START POSITION	
Standing in Area A, heels touching X-marks, one grocery bag held in each hand. Rifle loaded/safe/staged on rifle tray in the car.	
STAGE PROCEDURE	
On signal, engage T1-T7 from Area A, then engage T8-T16 from Area B, then engage T1-T6 from Area C. Falling steel target T7 activates moving target T13. RO will call hits on T1-T6 only. Maximum time: 120 seconds.	



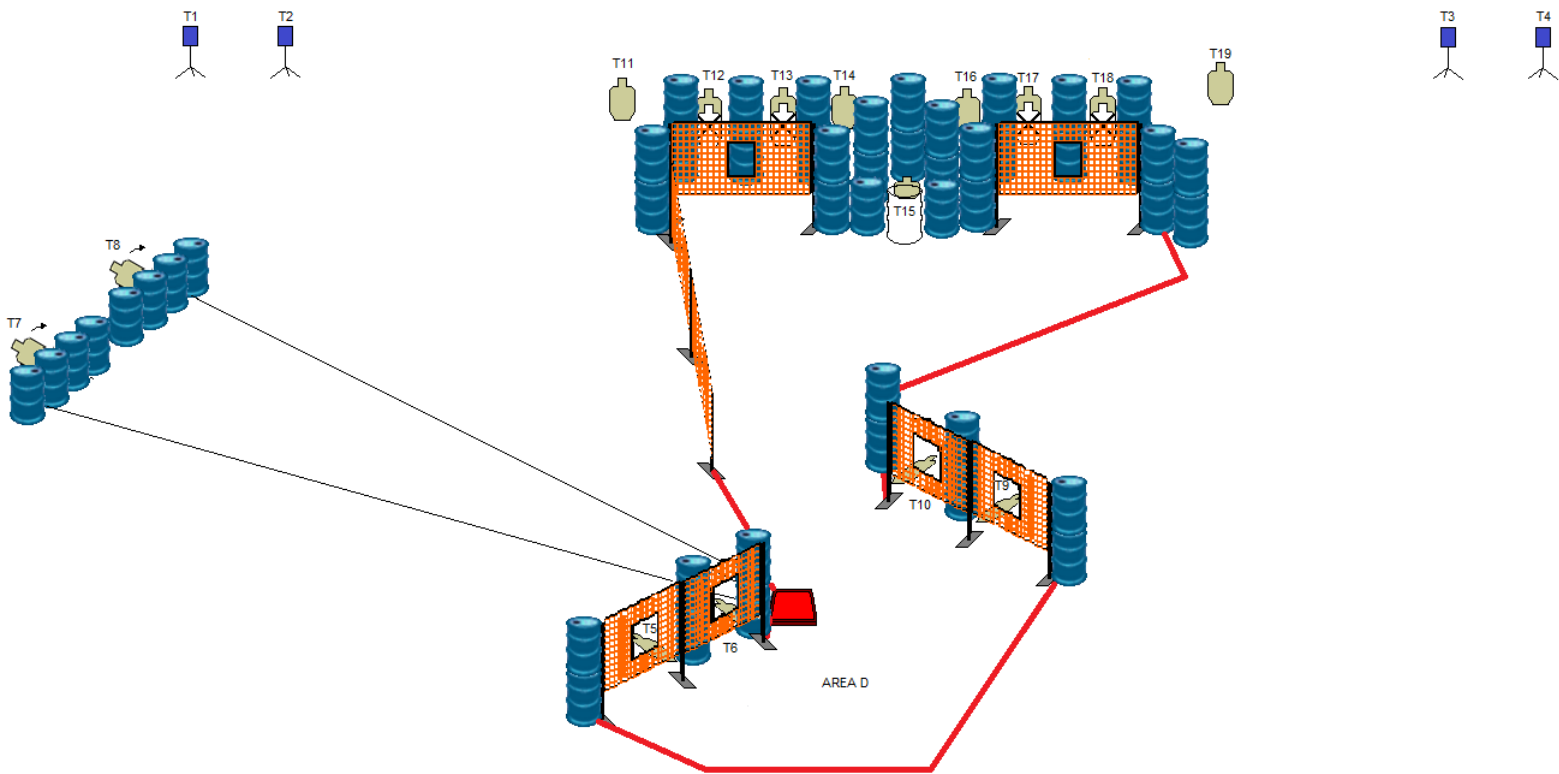
PREMIER SPONSORS
ERGO Grips
SOF Defense
Vortex



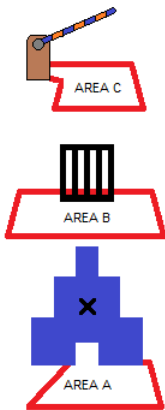
Stage 9: Barbed Wire Sunday



TARGETS 15 USPSA, 4 REACTIVE STEEL	LIKELY MINIMUM AMMO COUNT 42 ROUNDS
START POSITION Standing in Area A. Rifle loaded/safe/muzzle touching X-mark.	
STAGE PROCEDURE On signal, engage T1-T4 from Area A, then engage T1-T4 from Area B, then engage T1-T4 from Area C, then engage T5-T19 from Area D. RO will call hits on T1-T4 only. Pressure plate activates moving targets T7 & T8. Maximum time: 120 seconds.	



DIVISION SPONSORS
Luth AR
Vltor



Overall Match Sponsor

- [IWI](#)

Premier Sponsors

- [Ergo Grips](#)
- [SOF Defense](#)
- [Vortex Optics](#)

Division Sponsors

- [Luth AR](#)
- [Vltor](#)

Exclusive Stage Sponsors

- [Dillon Precision](#)
- [JP Rifles](#)

R.O. Lunches Sponsor

- [Voodoo Tactical](#)

Match FFL

- [Accuracy Speaks, inc.](#)

Match Water Sponsor

- [Gibbz Arms](#)

Stage Sponsors

- [ADM Mfg](#)
- [American Trigger/PACT](#)
- [C-More](#)
- [Crimson Trace](#)
- [Iron City Rifle Works](#)
- [KE Arms](#)
- [Magpul](#)
- [MMP Guns, LLC](#)
- [SpeedBeez](#)

Gold Level Sponsors

- [Decot Hy-Wyd](#) (Precision Sports Accessories)
- [Springfield](#)

Match Badge Sponsor

- [Tim Forshey Law](#)





ACCURACY SPEAKS, INC.

- EXPERIENCED GUNSMITHS
- FIREARM SERVICE
- ONSITE SERVICE DURING THE SMM3G MATCH
- FFL TRANSFERS
- CUSTOM MACHINE WORK
- EMERGENCY REPAIRS
- SALES & SERVICE

(480) 373-9499

www accuracyspeaks.com



The All New AD-Delta-C-M Scope Mount is a Mid-Height mount that places the optic at a 1.7" centerline height.

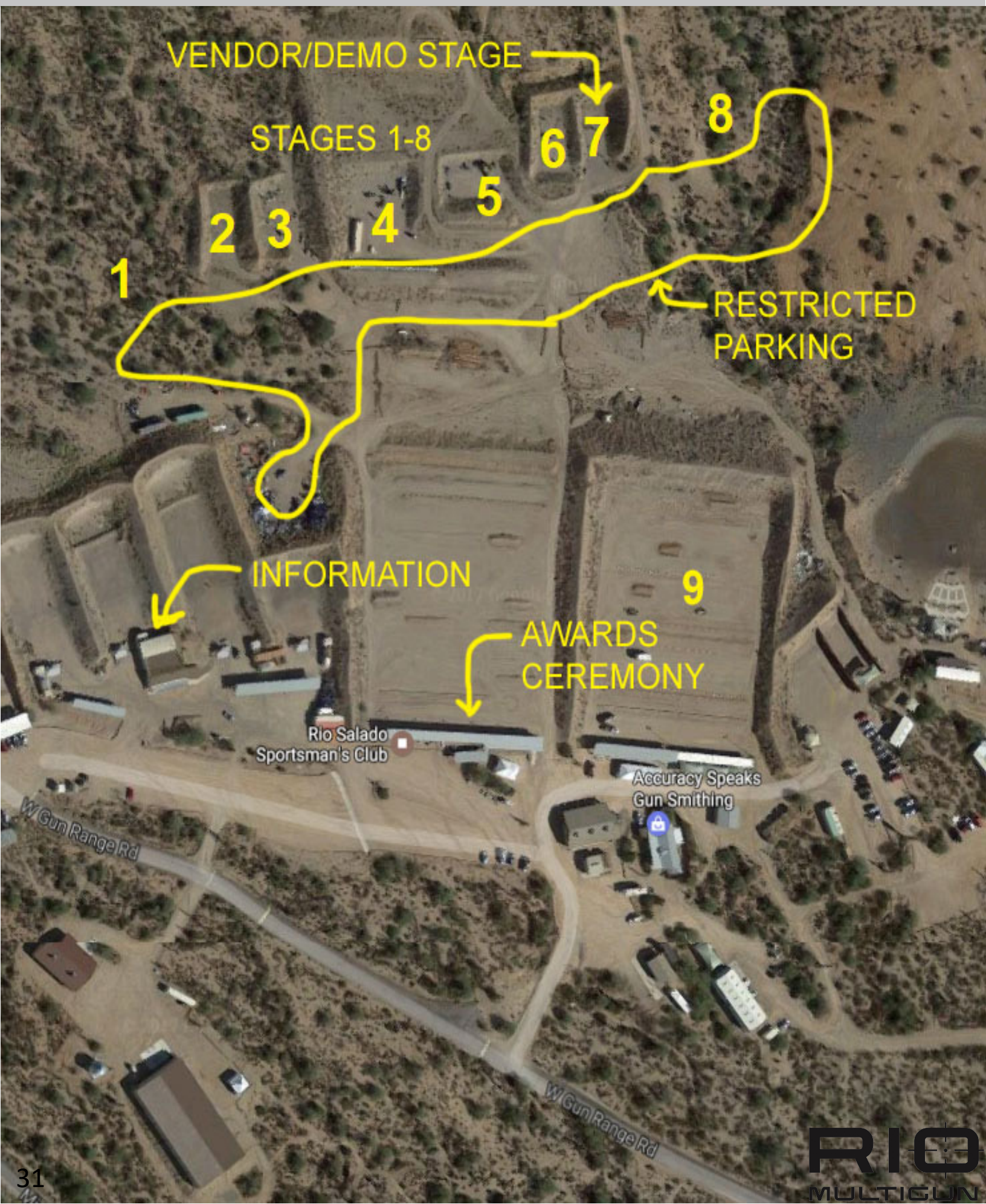
The 1.7" centerline height is perfect for "Heads Up" style shooting to relieve neck strain and allows you to pickup a quicker sight picture, especially during Competitive Shooting and CQB.



**SALES@ADMMFG.COM
WWW.ADMMFG.COM**



RANGE LAYOUT & STAGE LOCATIONS



RIOMULTIGUN OPERATES UNDER IMA RULES



[IMA COMPETITION RULES](#)

SPECIAL THANKS TO OUR OVERALL MATCH SPONSOR

OVERALL MATCH SPONSOR IWI



RioMultigun Executive Staff

MultiGun Division Director
Logistics
Range Master/Stage Design
Sponsor/Prize Coordinator
Registration/Stats
Staffing

Gregg Harrington
Gary Walters
Richard Bhella
Neil Sorensen
Gunshine Steph
Keith Manning

Gregg@riomultigun.com
Gary@riomultigun.com
Richard@riomultigun.com
Neil@riomultigun.com
Stephanie@riomultigun.com
Keith@riomultigun.com

.....and the greatest volunteer-army of selfless range officers and dedicated enthusiasts who love our sport and work tirelessly behind the scenes!

THANK YOU!!!

RIO
MULTIGUN

